



District Report Card: 2017


| | |
|-------------------------|----------------------------|
| State: Rajasthan | District: Rajsamand |
| Class: 3 | Subject: EVS |
| Schools: 59 | Students: 815 |


Participation/Coverage


Students

| GENDER  | Boys | | Girls | |
|--|--------|-------|--------|-------|
| | Number | % | Number | % |
| | 409 | 50.18 | 406 | 49.82 |

| AREA  | Rural | | Urban | |
|---|--------|-------|--------|------|
| | Number | % | Number | % |
| | 767 | 94.11 | 48 | 5.89 |

| CATEGORY  | SC | | ST | | OBC | | GEN | |
|--|--------|------|--------|-------|--------|-------|--------|------|
| | Number | % | Number | % | Number | % | Number | % |
| | 81 | 9.94 | 215 | 26.38 | 455 | 55.83 | 64 | 7.85 |

| CWSN  | LD | VI | HI | S&LD | ID | Oth |
|--|----|----|----|------|----|-----|
| | 3 | 3 | 0 | 1 | 6 | 2 |

| Management  | Government | | Government-aided | |
|--|------------|--------|------------------|------|
| | Number | % | Number | % |
| | 815 | 100.00 | 0 | 0.00 |

Average Performance of Students in EVS (%)

| Overall | Gender | | Area | | Management | | Social Group | | | |
|---------|--------|--------|-------|-------|------------|-------|--------------|-------|-------|-------|
| | Male | Female | Rural | Urban | Govt. | Aided | SC | ST | OBC | GEN |
| 65.69 | 66.15 | 65.24 | 65.27 | 72.50 | 65.69 | 0.00 | 69.05 | 63.01 | 66.27 | 66.35 |

Performance on Learning Outcomes (LOs)

| Learning Outcomes | Description | Average Performance(%) |
|-------------------|---|------------------------|
| E302 | Identifies simple features (e.g. movement, at places found/ kept, eating habits, sounds) of animals and birds in the immediate surroundings. | 55.21 |
| E303 | Identifies relationships with and among family members | 62.50 |
| E304 | Identifies objects, signs (vessels, stoves, transport, means of communication, transport, signboards etc.), places (types of houses/shelters, bus stand, petrol pump etc.) activities (works people do, cooking processes, etc.) at home/school/neighborhoods | 65.80 |
| E305 | Describes need of food for people of different age groups, animals/birds, availability of food and water and use of water at home and surroundings | 72.58 |
| E307 | Groups objects, birds, animals, features, activities according to differences/similarities using different senses. (e.g. appearance/place of living/ food/ movement/ likes-dislikes/ any other features) | 69.31 |
| E309 | Identifies directions, location of objects/places in simple maps using signs/symbols/verbally | 57.21 |
| E310 | Guesses properties, estimates quantities of materials/activities in daily life and verifies using symbols/non-standard units | 67.61 |
| E311 | Records observations, experiences, information on objects/activities/places visited in different ways and predicts patterns etc. | 57.91 |
| E313 | Observes rules in games (local, indoor, outdoor) | 38.01 |
| E314 | Voices opinion on good/bad touch , stereotypes for tasks/play/food in family w.r.t gender, misuse/wastage of food and water in family and school. | 76.07 |

| Range of Performance of Students who Answered Correctly | | | | | | | |
|---|------|-----------|-------|-----------|-------|-----------|-------|
| Below 30% | | 30% - 50% | | 50% - 75% | | Above 75% | |
| Number | % | Number | % | Number | % | Number | % |
| 79 | 9.69 | 136 | 16.69 | 278 | 34.11 | 322 | 39.51 |

Lowest Performing Learning Outcomes (LOs)

- 1 - Observes rules in games (local, indoor, outdoor) (38.01)
- 2 - Identifies simple features (e.g. movement, at places found/ kept, eating habits, sounds) of animals and birds in the immediate surroundings. (55.21)
- 3 - Identifies directions, location of objects/places in simple maps using signs/symbols/verbally (57.21)
- 4 - Records observations, experiences, information on objects/activities/places visited in different ways and predicts patterns etc. (57.91)
- 5 - Identifies relationships with and among family members (62.50)